



SCCA National Races

Last Chance XI

Heartland Park Topeka

Topeka, KS

September 3, 2000

KANSAS KANSASCITY REGIONS
SPORTS CAR CLUB OF AMERICA
OFFICIAL RACE RESULTS

Date 9-03-2000

GROUP 1

Sanction # 00 N 67 S
HEARTHLAND PARK TOPEKA

Track Length 2.1 Miles

LAST CHANCE XI

Victory Margin 11.078

Race Length 46.200 Miles, Time of 39:52.315, Average MPH 69.523

SRF

POS	#	CLASS	DRIVER, HOMETOWN	SPONSOR	REG.	MAKE	#LAPS	TIME
1	12	SRF	JOHN STRICKLER (234494)		R N	KC SRF	22	1:40.139
2	63	SRF	KIRK COLLIER (165310), OVERLAND PARK KS		R N	KC SRF	22	1:40.540
3	42	SRF	ROD BECKMAN (172383), LINCOLN NEB		R N	NEPSRF	22	1:41.036
4	27	SRF	DAMON ELARDO (257880), ST JOSEPH MO		R N	KC SRF	22	1:40.223
5	7	SRF	CAREY FOLK (264449), MEMPHIS TN		R N	MSOSRF	22	1:41.380
6	77	SRF	KEN TRIPKOS (232033), TOPEKA KS		R N	KS SRF	22	1:41.476
7	35	SRF	CLINT LINDBURG (242491), ST LOUIS, MO.		R N	STLSRF	22	1:40.687
8	8	SRF	DAVID PISTOLE (112622), PITTSBURG KS		R N	OZMSRF	22	1:41.284
9	59	SRF	MARK HUTCHINS (109267), LINCOLN NEB		R N	NEPSRF	22	1:42.399
10	49	SRF	FERNANDO LICOPOLI (218132), BLUE SPRINGS MO		R N	KC SRF	22	1:42.939
11	71	SRF	NEIL BROWN (205814), TULSA OK		R N	NOXSRF	21	1:45.072
12	66	*SRF	M WOLD-STEELE (242090), OMAHA NE		R N	NEPSRF	15	1:42.590
13	36	*SRF	KELLY TOMMBS (171526), PRAIRIE VILLAGE KS		R N	KC SRF	1	2:05.825
14	9	SRF	DON REGAN (144024), GRAND JUNCTION, COL		R N	CO SRF		

CHIEF OF TIMING AND SCORING: RANDY GREGG

R&D Engineering Timing and Scoring

Time Posted 1:25PM

NOT RUNNING AT FINISH

Fastest lap by JOHN STRICKLER (234494) # 12 time: 1:40.139 on lap 9 @ 75.49 MPH

Number of starters: 13 Number of finishers: 12

LAP LEADER(S)

CAR# LAP to LAP
27 1 - 1 7 - 16
12 2 - 6 17 - 22

LEAD CHANGES 3 BETWEEN 2 CARS

printed @ Time 13:18:35 Date 09-03-2000



KANSAS KANSASCITY REGIONS
SPORTS CAR CLUB OF AMERICA
OFFICIAL RACE RESULTS

Date 9-03-2000

GROUP 2

Sanction # 00 N 67 S

HEARTHLEND PARK TOPEKA

Track Length 2.1 Miles

LAST CHANCE XI

Victory Margin 2.911

Race Length 46.200 Miles, Time of 34:59.383, Average MPH 79.223

F5 FF FM FV DSR F50

POS	#	CLASS	DRIVER, HOMETOWN	SPONSOR	REG.	MAKE	#LAPS	TIME
	O/A		-POS					
1	57	FM 1	ROGER ADDISON (109432), EDMOND OK		R N OK	STAR MAZDA	22	1:30.616
2	23	FF 1	GERALD BARRETT (210082), EDMOND OK		R N OK	SWIFT	22	1:31.335
3	22	FF 2	PHIL REYES (235742), MERRIAM KAN		R N KC	CITATION	22	1:33.786
4	48	FF 3	HANS IWAND (207486), OMAHA NEB		R N NEB	EAGLE	22	1:33.921
5	35	FV 1	BRAD STOUT (164310), ST LOUIS MO		R N STL	VORTECH	21	1:40.460
6	14	FV 2	LISA NOBLE (11989-02), MANHATTAN KS		R N KS	PROTOFORM	20	1:41.000
7	42	FV 3	BOB QUALKINBUSH (96600), BLUE SPRINGS MO		N KC	CARACAL	20	1:41.015
8	28	FV 4	BEN DIRINGER (232878), NEWTON KS		R N WIC	LAZER	20	1:42.092
9	07	FV 5	ANDRES SERRANO (211007), KINGWOOD TX R N		HOU	CITATION	20	1:43.095
DNF	9	DSR	R JAMES BOEHM (1476), KIRKWOOD MO		N STL	AMAC	10	1:28.814
DNF	71	FV	HUGH SUTTON (258142), SPRINGFIELD MO		R N OZM	VECTOR	9	1:41.352
DNS	6	DSR	CHARLES SMITH (45018), RAYTOWN MO		N KC	CHEETAH		

CHIEF OF TIMING AND SCORING: RANDY GREGG

R&D Engineering Timing and Scoring

Time Posted 2:20PM

* NOT RUNNING AT FINISH

NEW RACE RECORD

Fastest lap by R JAMES BOEHM (1476) # 9 time: 1:28.814 on lap 5 @ 95.61 MPH

Number of starters : 11 Number of finishers : 9

LAP LEADER(S)

CAR# LAP to LAP

9 1 - 1

23 2 - 19


57 20 - 22

LEAD CHANGES 2 BETWEEN 3 CARS

CLASS WINNERS
FF # 23 Race Average 79.114 MPH
FV # 35 Race Average 72.781 MPH

CLASS WINNERS
FM # 57 Race Average 79.223 MPH

printed @ Time 14:09:40 Date 09-03-2000



KANSAS KANSASCITY REGIONS
SPORTS CAR CLUB OF AMERICA
OFFICIAL RACE RESULTS

Date 9-03-2000

GROUP 3
Sanction # 00 N 67 S

LAST CHANCE XI
Victory Margin 13.812
Race Length 46.200 Miles, Time of 34:36.946, Average MPH 80.079 EP FP GP HP GT1 GT2 GT3 GT5
HEARTHLAND PARK TOPEKA Track Length 2.1 Miles

POS	#	CLASS	DRIVER, HOMETOWN	SPONSOR	REG.	MAKE	#LAPS	TIME
			-POS					
1	14	GT1 1	DENNIS SCHNEIDER 153608, NEW ATHENS IL		N	STLCHEVY	22	1:30.108
2	76	GT1 2	RANDY ROATCH (202305), WICHITA KS	R	N	WICPORSCHE	22	1:31.548
3	24	GT1 3	DOUG JOHNSON (236458), MARYLAND HEIGHTS MD	R	N	STLCAMARO	21	1:35.038
4	57	GT3 1	JOHN SAURIND (SAURI, TULSA OK	R	N	NEONISSAN	21	1:33.569
5	58	GT2 1	RICHARD CARR (23248), BOLIVAR, MO.	R	N	OZMPORSCHE	21	1:36.893
6	69	GT2 2	THOMAS MORRISON 230361, AURORA MO		N	OZMPORSCHE	21	1:37.103
7	15	EP 1	BRIAN HAUPT (6976), SPRING HILL KS		N	KC SPIDER	21	1:39.300
8	70	EP 2	LUIS RIVERA (147645), KIDWA COL	R	N	CO MAZADA	20	1:40.745
9	33	GP 1	GARY WITTMAN (148010), COSTA MESA CO		N	CCLSPRITE	20	1:41.192
10	60	GT2 3	TONY BORDANO (45014), OVERLAND PARK KS	R	N	KC 280Z	19	1:47.608
11	39	EP 3	DEAN MANION (206667), GRAIN VALLEY MO		N	KC MGB	18	1:43.376
12	98	GT5 1	ROY LOPSHIRE JR (49716), OKLAHOMA CITY OK		N	OK TOYOTA	16	1:40.337
13	6	GT3 2	CHARLIE CLARK (45610), LENEXA KS		N	KC CORVAIR	15	1:41.686
14	16	EP 4	FRANK GROVER (159805), BELLEVUE NE	R	N	NE AUST HEALY	15	2:17.815
15	87	HP 1	RAYMOND YERGLER 44869, ANKENY IA		N	GR MIDGET IA	14	1:46.657
16	78	EP 5	STEVE SCHMIDT (106075), LEE'S SUMMIT MO	R	N	KC TRIUMPH	13	1:47.264
DNF	23	GT2	DICK SALEM (146105), LINCOLN NE	R	N	NEBPORSCHE	1	NO TIME
DNF	41	EP	RICK ESTES (4842), DERBY KS	R	N	WICMGB	1	NO TIME
DNF	48	EP	CHUCK CLARK (245878), GARDNER, KS	R	N	KC MAZDA	9	1:39.980

CHIEF OF TIMING AND SCORING: RANDY GREGG

R&D Engineering Timing and Scoring

Time Posted 3:10PM

* NOT RUNNING AT FINISH

Fastest lap by DENNIS SCHNEIDER 153608 # 14 time: 1:30.108 on lap 2 @ 83.89 MPH

Number of starters : 20 Number of finishers : 16


LAP LEADER(S)

CAR# LAP to LAP
14 1 - 22

CLASS WINNERS	
EP # 15	Race Average 73.143 MPH
HP # 87	Race Average 64.035 MPH
GT2 # 58	Race Average 75.029 MPH
GT5 # 98	Race Average 71.435 MPH

CLASS WINNERS	
GP # 33	Race Average 70.985 MPH
GT1 # 14	Race Average 80.079 MPH
GT3 # 57	Race Average 71.776 MPH

printed @ Time 14:59:53 Date 09-03-2000



KANSAS KANSASCITY REGIONS
SPORTS CAR CLUB OF AMERICA
OFFICIAL RACE RESULTS

Date 9-03-2000

GROUP 4

Sanction # 00 N 67 S

HEARTHLAND PARK TOPEKA

Track Length 2.1 Miles

LAST CHANCE XI

Victory Margin 28.010

Race Length 46.200 Miles, Time of 30:48.665, Average MPH 89.968

FA FC S2 ASR

POS	#	CLASS	DRIVER, HOMETOWN	SPONSOR	REG.	MAKE	#LAPS	TIME
	D/A		-POS					
1	19	FA 1	BERNIE SUNIER (16021), ST LOUIS MO		N	STL SWIFT	22	1:22.355
2	70	FA 2	RON WILCOX (97395), DERBY KS		N	WIC SWIFT	22	1:23.431
3	7	FC 1	BILLY HAGAR (269416), TUTTLE OK		R	N OK VAN DIEMAN	21	1:26.296
4	29	FC 2	KYLE BURTS (258019), TOMBALL TX		R	N HOU VAN DIEMAN	21	1:26.821
5	1	FC 3	CHUCK GRAUEL (6226), WICHITA KS		R	N WIC SWIFT DB6	21	1:27.910
6	55	FC 4	DON YOUNG (234819), CHICAGO HGTS IL		N	CHI VAN DIEMAN	21	1:27.364
7	5	FC 5	SHANE BENNOCH (209685), BOLIVAR MO		R	N OZM SWIFT DB6	21	1:27.945
8	66	S2 1	HANS PETER (265543), OVERLAND PARK KS		R	N KC LOLA	20	1:30.104
9	3	S2 2	STEVE EBERMAN (49664), LEAWOOD KS		R	N KC TIGA	18	1:39.438
10	31	* FA 3	JIM WRIGHT (56962), ST LOUIS MO		N	STL SWIFT DB4	11	1:23.085
DNF	99	* FC	DUSTIN HODGES (252278), ST CHARLES MO		R	N STL VAN DIEMAN	8	1:26.461
DNF	77	* FC	JAY MUSGRAVE (234665), CAPE GIRARDEAU MO		R	N STL SWIFT	8	1:27.440

CHIEF OF TIMING AND SCORING: RANDY GREGG

R&D Engineering Timing and Scoring

Time Posted 3:50PM

* NOT RUNNING AT FINISH

Fastest lap by BERNIE SUNIER (16021) # 19 time: 1:22.355 on lap 17 @ 91.79 MPH

Number of starters : 12 Number of finishers : 10

LAP LEADER(S)

CAR# LAP to LAP

19 1 - 22

----- CLASS WINNERS -----
FA # 19 Race Average 89.968 MPH
S2 # 66 Race Average 81.502 MPH

----- CLASS WINNERS -----
FC # 7 Race Average 85.504 MPH

printed @ Time 15:41:50 Date 09-03-2000



KANSAS KANSASCITY REGIONS
SPORTS CAR CLUB OF AMERICA
OFFICIAL RACE RESULTS

Date 9-03-2000

GROUP 5

Sanction # 00 N 67 S

LAST CHANCE XI
Victory Margin 1.166
Race Length 46.200 Miles, Time of 37:47.156, Average MPH 73.361
HEARTH LAND PARK TOPEKA Track Length 2.1 Miles AS SSB SSC

POS	#	CLASS	DRIVER, HOMETOWN	SPONSOR	REG.	MAKE	#LAPS	TIME
	D/A		-POS					
1	3	AS 1	CHRIS BERNARD (191242), SAN FRANCISCO CA		N	KC CHEVY	22	1:40.263
2	20	AS 2	JAMES WHEELER (49171), LENEXA KS		N	KC PONT	22	1:40.031
3	8	AS 3	ED SETTLE (231894), ST LOUIS MO		N	STL CAMERO	22	1:42.923
4	02	SSB 1	WILLEY TIMBROOKE 181176, GOLDEN CO		N	CO MIATA	21	1:46.817
5	19	SSB 2	RANDY SAUCIER (211174), MIDWEST CITY OK		R	N OK MAZDA	21	1:46.858
6	57	SSC 1	PAUL CHARLEY (247225), ST LOUIS MO		R	N STL NEON	21	1:48.724
7	31	SSC 2	JOHN SAUCIER (14338), MIDWEST CITY OK		N	OK NEON	21	1:49.075
8	64	SSB 3	L EDWARD HICKS (279812), EQUALITY AL		R	N MDS MIATA	20	1:53.049
9	63	SSB 4	BEURAN HICKS (173303), LAKELAND TN		R	N MDS MAZDA	15	1:48.392
DNF	62	SSB	TIM EVANS (246796), DALLAS TX		R	N TX MAZDA	2	2:12.173

CHIEF OF TIMING AND SCORING: RANDY GREGG

R&D Engineering Timing and Scoring

Time Posted 4:40PM

NOT RUNNING AT FINISH

Fastest lap by JAMES WHEELER (49171) # 20 time: 1:40.031 on lap 22 @ 75.57 MPH

Number of starters : 10 Number of finishers : 9

LAP LEADER(S)

CAR# LAP to LAP

20 1 - 1

3 2 - 22

LEAD CHANGES 1 BETWEEN 2 CARS

CLASS WINNERS


AS # 3 Race Average 73.361 MPH

SSC # 57 Race Average 68.289 MPH

CLASS WINNERS

SSB # 102 Race Average 68.803 MPH

printed @ Time 16:32:17 Date 09-03-2000



KANSAS KANSASCITY REGIONS
SPORTS CAR CLUB OF AMERICA
OFFICIAL RACE RESULTS

Date 9-03-2000

GROUP 6

Sanction # 00 RS 180 S

LAST CHANCE X1
Victory Margin 10.202
Race Length 29.400 Miles, Time of 25:39.521, Average MPH 68.749
HEARTHLAND PARK TOPEKA Track Length 2.1 Miles

POS	#	CLASS	DRIVER, HOMETOWN	SPONSOR	REG. MAKE	#LAPS	TIME
1	48	ITS 1	ROB GILL (253686), SPRING HILL KS		R KC NISSAN	14	1:45.298
2	9	ITE 1	ALAIN VONHOLLEBEKE (219997), TOPEKA KS		R R KS MERCEDES	14	1:45.340
3	37	ITS 2	ROBERT DIMOND JR (2282), OVERLAND PARK KS		R R KC DATSUN	14	1:46.480
4	35	ITA 1	MITCH JOHNSON (263640), WICHITA KS		R R WIC HONDA CRX	14	1:46.483
5	30	ITS 3	JACK MARTIN (77429), HUTCHINSON KS		R R WIC 240-Z -71	14	1:50.960
6	17	ITA 2	DAVID LONG (223535), LENEXA KS		R R KC MAZDA	14	1:51.047
7	83	ITS 4	GARY PAYNE (208178), COLUMBIA MO		R R STL DATSUN 280	14	1:51.863
8	6	ITB 1	BILL BRIGGEN (220686), ARNOLD MO		R R SIL GTI	14	1:52.317
9	96	ITA 3	WARREN LUTZ (117257), LYNDON, KS		R R KS RX7 77	13	1:52.783
10	10	ITC 1	JOHN SCHULTZ (276797), TOPEKA KS		R KS FIESTA	13	1:52.778
11	91	ITB 2	LORI SCHMITT (24725), WICHITA KS		R R WIC BMW	13	1:59.996
12	25	ITA 4	MICHAEL WEST (50333), ATOKA TN		R R MDS MIATA	12	2:01.018
13	27	*ITA 5	GUY WATNEY (232601), OVERLAND PARK KS		R R KC MR2	10	1:52.774
14	23	*ITE 2	RICH BARTLETT (27817), OVERLAND PARK KAN		R R KC PORSCHE	8	1:47.958
DNF	26	*ITC	MARK BUFFON (281430), PRAIRIE VILLAGE KS		R R KC FIESTA	2	2:44.118
DNS	50	ITS	CHARLES MURDOCK (221179), SPRINGFIELD MO		R R OZM TRIUMPHTRB		
DNS	56	ITB	MICHAEL MAY (204962), OMAHA NE		R R NE BMW		

CHIEF OF TIMING AND SCORING: RANDY GREGG

R&D Engineering Timing and Scoring

Time Posted 5:25PM

* NOT RUNNING AT FINISH

Fastest lap by ROB GILL (253686) # 48 time: 1:45.298 on lap 2 @ 71.79 MPH

Number of starters : 15 Number of finishers : 14

LAP LEADER(S)

CAR# LAP to LAP

48 1 - 14

CLASS WINNERS	
ITA # 35	Race Average 67.006 MPH
ITC # 10	Race Average 63.878 MPH
ITS # 48	Race Average 68.749 MPH

CLASS WINNERS	
ITB # 6	Race Average 64.486 MPH
ITE # 9	Race Average 68.296 MPH

printed @ Time 17:17:19 Date 09-03-2000

