



SCCA National Races

Green Country Grand Prix
Hallett Motor Racing Circuit

Hallett, OK

June 11, 1995

RACE RESULTS
 OFFICIAL RESULTS
 NEOKLA REGION SCCA
 SANCTION #95-N-35P


1 Group
 GREEN COUNTY GRAND PRIX
 HALLETT MOTOR RACING CIRCUIT - LENGTH 1.8 MILES
 N.LAPS: 25 STARTERS: 14 MARGIN OF VICTORY: 1:52.80

06/11/95
 6/11/95

Posit.	Car	OA	Cl.	No.	Class	Driver	Hometown	Region	Make	Laps	Fast Run Time
1	1	89	GT1	BILL	GRAY	SPRINGDALE	AR MIDS	CAMARO	25	1:19.46	>
2	2	11	GT1	DENNIS	SCHNEIDER	NEW ATHENS	IL STL	CAMARO	25	1:21.28	
3	1	23	GT3	DICK	SALEM	LINCOLN	NE NEBR	PORSCH	24	1:25.67	
4	2	6	GT3	CHARLIE	CLARK	LENEXA	KS KC	CORVAI	24	1:26.84	
5	3	96	GT1	RAY	SCHROEDER	DES MOINES	IA DMVR	FORD	24	1:27.48	
6	3	8	GT3	RICHARD	ALLEN	CHICKASHA	OK OKLA	NISSAN	24	1:27.82	
7	1	81	AS	CHRIS	BERNARD	SAN FRANCISCO	CA KC	CAMARO	23	1:33.85	
8	1	14	EP	JOHN	HUGON	DUNCAN	OK OKLA	PORSCH	21	1:36.67	
9	4	17	GT1	MIKE	WIGGINS	MEMPHIS	TN MIDS	MAZDA	15	1:27.40	
10	1	7	GT2	DON	CHRISTMAN	TOPEKA	KS KS	MAZDA	14	1:34.01	
11	2	21	AS	JIM	WHELLER	LENEXA	KS KC	FIREBI	13	1:32.65	
		73	AS	DWIGHT	FAITZ	TRENTON	IL STL	PONTIA	8	1:32.75	
		41	EP	RICK	ESTES	DERBY	KS WICHITA	MGB	8	1:36.41	
		69	AS	ERIC	BUTZE	MEMPHIS	TN MIDS	MUSTAN	0	0: 0.00	

Class	Car	OA Time	Speed
GT1	89	34:54.09	77.36
GT3	23	34:54.96	74.24
AS	81	36:14.80	68.53
EP	14	35:14.18	64.37
GT2	7	22:43.92	66.51

* NEW COURSE RECORD


 ROBERT D STRATTAN
 CHIEF OF TIMING AND SCORING

Provisional Post 11:00 AM
 Official Time 12:20 PM

Group 2 - GT5, EP, FP, GP, HP
 Group 3 - Showroom Stock

RACE RESULTS 06/11/95
 OFFICIAL RESULTS 6/11/95
 GREEN COUNTY GRAND PRIX
 NEOKLA REGION SCCA HALLETT MOTOR RACING CIRCUIT - LENGTH 1.8 MILES
 SANCTION #95-N-35P N.LAPS: 25 STARTERS: 16 MARGIN OF VICTORY: 15.82

Posit.	Car	OA	Cl.	No.	Class	Driver	Hometown	Region	Make	Laps	Fast Run Time
1	1	25	FP	MARK	WEBBER	ST LOUIS	MO STL	SPRITE	25	1:35.34	
2	1	79	SSA	BUD	BRAZELTON	BARTLETT	TN MIDS	90 300	25	1:36.40	
3	1	02	SSC	WILEY	TIMBROOK	GOLDEN	CO COLO	NISSAN	25	1:36.38 *	
4	2	11	SSA	TERRY D.	JOHNSON	GERMANTOWN	TN MIDS	90 300	25	1:36.38	
5	1	63	SSB	BEURAN D.	HICKS	LAKELAND	TN MIDS	94 MIA	25	1:38.18	
6	2	3	SSC	J.RANDOLPH	SAUCIER	MIDWEST CITY	OK OKLA	93 MIA	25	1:39.95	
7	2	73	SSB	AUSTIN	SMITH	MEMPHIS	TN MIDS	95 NEO	25	1:39.76	
8	3	49	SSB	MIKE	CARNEY	CATOOSA	OK NEOKLA	95 NEO	24	1:40.36	
9	3	13	SSC	GLEN M.	HAIGLER	TOWANDA	KS WICHITA	95 NEO	24	1:40.68	
10	1	53	GP	STEVE	WOLF	LENEXA	KS KC	TRIUMP	24	1:39.50	
11	4	20	SSB	MARC	HENRETTA	BROKEN ARROW	OK NEOKLA	DODGE	24	1:42.60	
12	4	1	SSC	JOHN	SAUCIER	MIDWEST CITY	OK OKLA	95 NEO	23	1:37.38	
13	1	98	GT5	ROY	LOPSHIRE	OKLAHOMA CITY	OK OKLA	TOYOTA	23	1:32.94	
14	3	40	SSA	LEON H.	MACKECHNIE	MIDWEST CITY	OK OKLA	93 ACH	22	1:39.57	
15	2	51	FP	DONALD	WALSH	SALINA	KS SALINA	FIAT X	17	1:34.08	
DNF	43	GT5	KEITH	MALONEY	PARSONS	KS OZM	MINI	11	1:43.26		
DNS	24	SSB	WALT	BOWER	OKLAHOMA CITY	OK OKLA	92 NX2	0	0: 0.00		

Class	Car	OA Time	Speed
FP	25	40:25.23	66.80
SSA	79	40:41.05	66.36
SSC	02	41:12.06	65.53
SSB	63	41:42.59	64.73
GP	53	41:21.38	62.67
GT5	98	38: 2.33	65.30

* NEW COURSE RECORD



ROBERT D STRATTAN
 CHIEF OF TIMING AND SCORING

PROVISIONAL TIME: 12:15 PM
 OFFICAL TIME: 1:00 PM

Group 4 - SRF, SR


RACE RESULTS 3 Group 06/11/95
 OFFICIAL RESULTS GREEN COUNTY GRAND PRIX 6/11/95
 NEOKLA REGION SCCA HALLETT MOTOR RACING CIRCUIT - LENGHT 1.8 MILES
 SANCTION #95-N-35P N.LAPS: 25 STARTERS: 14 MARGIN OF VICTORY: 2.46

Posit.	Car	OA Cl.	No.	Class	Driver	Hometown	Region	Make	Laps	Fast Run Time
1	1	61	SRF	CHRIS	FUNK	KANSAS CITY	MO KC	SRF	25	*1:27.04*
2	2	75	SRF	KEITH	SCHARF	KIRKWOOD	MO STL	SRF	25	1:27.39
3	3	3	SRF	HAL	HOLLIDAY	HOUSTON	TX HOUSTON	SRF	25	1:28.30
4	4	42	SRF	JOHN	* HOLNSWORTH	ADDISON	TX TEXAS	SRF	25	1:28.89
5	5	71	SRF	W. NEIL	BROWN	TULSA	OK NEOKLA	SRF	25	1:30.25
6	6	8	SRF	JOHN	STRICKLER	OLATHE	KS KC	SRF	25	1:28.88
7	7	43	SRF	JEFF	* HOLNSWORTH	DALLAS	TX TEXAS	SRF	25	1:29.75
8	1	00	SR	ADAM	BURNEY	OWASSO	OK NEOKLA	SR	25	1:30.07
9	2	23	SR	JOHN	BOWDEN	LAWRENCE	KS KANSAS	SR	25	1:30.28
10	8	52	SRF	RICHARD	BUTLER	ST CHARLES	MO STL	SRF	25	1:29.86
11	9	4	SRF	DENNIS	STRIPLING	DALLAS	TX TEXAS	SRF	24	1:31.17
12	3	15	SR	LARRY	GALBO	TULSA	OK OKLA	SR	24	1:32.18
13	4	5	SR	RICK	CHRISMAN	PAOLA	KS KC	SR	24	1:32.57
14	10	73	SRF	LOUISE	SMITH	MEMPHIS	TN MIDS	SRF	22	1:37.58
DNS	31		SR	WADE	MCBRIDE	AZLE	TX TEXAS	SR	0	0: 0.00

Class	Car	OA Time	Margin	Speed
SRF	61	37: 0.56		72.95
SR	00	38: 2.58		70.97

* NEW COURSE RECORD

* HOLLANSWORTH
 (too many letters for data base field)



ROBERT D STRATTAN
 CHIEF OF TIMING AND SCORING

PROVISIONAL TIME: 2:00 PM
 OFFICAL TIME: 3:47 PM

Group 6 = FV, F440
 Group 7 = FF

RACE RESULTS

4 Group

06/11/95

OFFICIAL RESULTS

GREEN COUNTY GRAND PRIX


6/11/95

NEOKLA REGION SCCA HALLETT MOTOR RACING CIRCUIT - LENGHT 1.8 MILES

SANCTION #95-N-35P N.LAPS: 25 STARTERS: 13 MARGIN OF VICTORY: 22.37

Posit.	Car	OA	Cl.	No.	Class	Driver	Hometown	Region	Make	Laps	Fast
											Run Time
1	1	41	FF			CLIFF JOHNSON	KANSAS CITY	MO KC	SWIFT	25	1:21.76
2	1	57	F440			ROGER ADDISON	EDMOND	OK OKLA	RED DE	24	1:28.39
3	1	9	FV			RICK KNAPP	MAIZE	KS WICHITA	LASER	23	1:30.72
4	2	2	FV			RON FRANKLIN	ENID	OK OKLA	BRD	23	1:32.11
5	3	66	FV			BILL GRIFFITH	CEDAR HILL	TX TEXAS	CITATI	23	1:31.27
6	2	31	F440			GEORGE HEDGE	GERMANTOWN	TN MIDS	KBS	22	1:32.50
7	4	23	FV			TOM HOLLAND	BALDWIN CITY	MO KANSAS	CARACA	22	1:33.44
8	5	77	FV			RANDELL PFLUGER	CARROLLTON	TX TX	CARALC	22	1:32.78
9	6	61	FV			GREG BYRNE	COLLEYVILLE	TX TX	PROTOF	21	1:40.01
10	2	60	FF			JOE BASS	MARSHFIELD	MO OZMT	RAYALE	16	1:23.90
DNF	79		FV			JIM RAINEY	ENNIS	TX TEXAS	CARACA	4	1:35.05
↓	39		FV			JERRY HODGES	ST CHARLES	MO STL	CARACA	2	1:31.51
	17		FF			CHRIS CAMPBELL	OKLAHOMA CITY	OK OKLA	REYNAR	0	0: 0.00

Class	Car	OA	Time	Margin	Speed
FF	41		34:38.74		77.93
F440	57		35:59.11		72.03
FV	9		35: 3.59		70.85


 ROBERT D STRATTAN
 CHIEF OF TIMING AND SCORING

PROVISIONAL TIME: 2:50 PM
 OFFICAL TIME: 4:00 PM

RACE RESULTS

5 Group

06/11/95

OFFICIAL RESULTS

GREEN COUNTY GRAND PRIX


6/11/95

NEOKLA REGION SCCA HALLETT MOTOR RACING CIRCUIT - LENGHT 1.8 MILES

SANCTION #95-N-35P N.LAPS: 25 STARTERS: 24 MARGIN OF VICTORY: 7.26

Posit.	Car	OA	Cl.	No.	Class	Driver	Hometown	Region	Make	Laps	Fast Run Time
1	1	86	FA			BILL PRATT	AMARILLO TX	NEOKLA	SWIFT	25	1:14.09
2	2	1	FA			RIC LINDSAY	OKLAHOMA CITYOK	OKLA	SWIFT	25	1:14.81
3	1	00	FC			TIM DUIT	OKLAHOMA CITYOK	OKLA	VAN DI	25	1:17.46
4	2	67	FC			JOHN MC MURRAY	ST LOUIS MO	STL	SWIFT	24	1:19.30
5	3	35	FC			MIKE DILLARD	MIDWEST CITY OK	OKLA	VAN DI	24	1:19.17
6	4	97	FC			BRUCE PENDLETON	ENID OK	OK	SWIFT	24	1:19.17
7	5	37	FC			RICHARD HARRISON	EDMAND OK	OKLA	REYNAR	24	1:21.19
8	6	77	FC			KIRK COLLIER	OVERLAND PARKKS	KC	REYNAR	24	1:21.32
9	7	66	FC			CRAIG W. HANSEN	GRIMES IA	DMV	SWIFT	24	1:20.81
10	1	7	S2			JOE PETERS	CHESTERFIELD MO	STL	LOLA	24	1:21.47
11	1	8	DSR			CHARLES SMITH	RAYTOWN MO	KC	LEGRAN	23	1:22.37
12	8	55	FC			SHANE BENNOCH	SPRINGFIELD MO	OZMT	REYNAR	23	1:22.89
13	1	71	SCA			RAY CROGHAN	BOULDER CO	COLO	CAN AM	23	1:25.04
14	3	28	FA			DENNIS TAPP	OKLAHOMA CITYOK	OKLA	RALT R	22	1:20.42
15	1	91	CSR			BO ROACH	TULSA OK	NEOKLA	WSR	22	1:25.62
16	2	33	DSR			PAUL SHINSKY	HOUSTON TX	HOUSTON	SORCER	22	1:23.77
17	2	93	S2			ROBERT H. HELLEBUYCK	KANSAS CITY MO	KC	SWIFT	22	1:25.07
18	9	25	FC			MARTY WALTER	LEAWOOD KS	KC	SWIFT	18	1:23.33
19	10	3	FC			LANCE NORICH	EDMOND OK	OK	SWIFT	16	1:17.25
20	2	44	CSR			HARVEY POLING	OMAHA NE	NEBR	WSR	13	1:28.10
21	3	31	S2			AL ESSIG	MERRIAM KS	KC	LOLA	12	1:25.16
DNF	14		S2			BOB HENSON	LEE SUMIT MO	KC	LOLA	8	1:23.47
↓	5		DSR			ROY MAXWELL	ARLINGTON TX	TX	MYSTER	4	1:25.23
↓	51		DSR			BOB ATKINSON	WICHITA KS	WICHITA	LOLA	3	1:24.50
DNS	27		FC			H. A. MEYER III	BOONVILLER MO	KC	SWIFT	0	0: 0.00
↓	74		FC			O. L. KINNEY, JR	LEAWOOD KS	KC	REYNAR	0	0: 0.00
↓	22		FC			PAUL HULSEBERG	OKLAHOMA CITYOK	OKLA	VAN DI	0	0: 0.00

Class	Car	OA Time	Margin	Speed
FA	86	33:43.14		80.07
FC	00	34:10.00		79.02
S2	7	34:29.93		75.13
DSR	8	34: 5.70		72.86
SCA	71	34:52.82		71.21
CSR	91	34:25.82		69.01


ROBERT D STRATTAN
CHIEF OF TIMING AND SCORING

PROVISIONAL TIME: 4:08 PM
OFFICAL TIME: 4:38 PM