



## **SCCA National Races**

Kaw Valley Sprints II  
Heartland Park Topeka  
Topeka, KS  
May 26, 1991

SPORTS CAR CLUB OF AMERICA  
 KANSAS/KANSAS CITY REGIONS  
 OFFICIAL RACE RESULTS

Date 05-26-1991

GROUP 1

Sanction # 91-N-36-S

KAW VALLEY SPRINTS II

HEARTLAND PARK TOPEKA

Track Length 2.5 Miles

Victory Margin 33.619

Race Length 70.000 Miles, Time of 40:17.877

SGT SSA SSB SSC

| POS | #  | CLASS | DRIVER, HOMETOWN                 | SPONSOR | REG.    | MAKE          | #LAPS | TIME     |
|-----|----|-------|----------------------------------|---------|---------|---------------|-------|----------|
| 1   | 11 | SGT 1 | GREG THEISS, OMAHA NEB           |         | R N     | NEB 89 CAMARO | 18    | 2:09.411 |
| 2   | 15 | SGT 2 | LEONARD THEISS, OMAHA NE         |         | NE      | 91 CAMARO     | 18    | 2:11.997 |
| 3   | 20 | SGT 3 | MICHAEL WISE, ROCK HILL MO       |         | N STL   | 91 MITSUBI    | 18    | 2:14.402 |
| 4   | 25 | SSA 1 | JEFF MILLS, PITTSBURG KS         |         | OZ      | LASER         | 18    | 2:14.682 |
| 5   | 27 | SGT 4 | HARVEY WEST, OWATONNA MN         |         | N LOL   | 89 MUSTANG    | 18    | 2:13.158 |
| 6   | 41 | SSA 2 | GREG AMY, WICHITA FALLS TX       |         | N OK    | 88 SHELBY     | 18    | 2:14.726 |
| 7   | 10 | SSA 3 | ROBERT WEAVER, OKLAHOMA CITY, OK |         | OK      | 89 MAZDA      | 17    | 2:18.774 |
| 8   | 97 | SSB 1 | GARY BROWN, OKLAHOMA CITY OK     |         | R N OK  | 87 PEUGEOT    | 17    | 2:18.653 |
| 9   | 36 | SSC 1 | JIM LYNCH, ST. LOUIS MO          |         | R N STL | 87 TOYOTA     | 17    | 2:17.952 |
| 10  | 99 | SSC 2 | MARK YOUNGQUIST, MAPLE GROVE MN  |         | R N LOL | 89 SUZUKI     | 17    | 2:18.231 |
| 11  | 32 | SSB 2 | DAVID MAYNARD, BALLWIN MO        |         | R N STL | 89 CRX        | 17    | 2:18.130 |
| 12  | 14 | SSC 3 | JAROLD BOETTCHER, BELDIT KS      |         | R N KC  | 89 CIVIC      | 17    | 2:18.378 |
| 13  | 4  | SSB 3 | PATRICK dINATALE, LENEXA KS      |         | N KC    | 88 FIERO      | 17    | 2:18.472 |
| 14  | 23 | SSB 4 | FERRIS SMITH, OKLAHOMA CITY OK   |         | R N OK  | 87 MAZDA      | 16    | 2:21.043 |
| DNF | 67 | SSB 5 | JOHN BROCK, WICHITA KS           |         | N WIC   | 89 HONDA      | 2     | 2:25.676 |
| DNS | 3  | SSA   | RANDY GREGG, TOPEKA KS           |         | N KS    | 90 PROBE      |       |          |

TIME POSTED 1:14. CHIEF OF TIMING & SCORING GILFORD/GREGG  
 R&D Engineering Timing and Scoring System

\* NOT RUNNING AT FINISH

# NEW RACE RECORD

Fastest lap by GREG THEISS car # 11 time of 2:09.411 on lap 12 at 69.54 MPH

Number of starters : 16 Number of finishers : 14

!----- CLASS WINNERS -----!

|     |     |                 |     |
|-----|-----|-----------------|-----|
| SGT | CAR | 15 race average | MPH |
| SSA | CAR | 41 race average | MPH |
| SSB | CAR | 32 race average | MPH |
| SSC | CAR | 36 race average | MPH |

*Pamela J. Gilford*

Time printed 13:14:05

SPORTS CAR CLUB OF AMERICA  
 KANSAS/KANSAS CITY REGIONS  
 OFFICIAL RACE RESULTS

Date 05-26-1991

GROUP 2

Sanction # 91-N-36-S

KAW VALLEY SPRINTS.II

HEARTLAND PARK TOPEKA

Track Length 2.5 Miles

Victory Margin 4.641

Race Length 50.000 Miles, Time of 45:09.617, Average MPH 66.430

| POS | #  | CLASS | DRIVER, HOMETOWN                  | SPONSOR | REG. | MAKE     | #LAPS | TIME    |
|-----|----|-------|-----------------------------------|---------|------|----------|-------|---------|
| 1   | 88 | SR    | RON ROBERTS, WICHITA FALLS TX     |         | R N  | KC SR    | 18    | 2:27.24 |
| 2   | 57 | SR    | DAVID GINARDI, PRAIRIE VILLAGE KS |         | R N  | KC SR    | 18    | 2:26.26 |
| 3   | 18 | SR    | DAVID CLEMENTE, LAWRENCE KS       |         | R N  | KS SR    | 18    | 2:28.55 |
| 4   | 17 | SR    | STEVE RAY HUMBOLD, IA             |         |      | DMV SR   | 18    | 2:27.58 |
| 5   | 36 | SR    | D KINNEY, JR, LEAWOOD KS          |         | R N  | KC SR    | 18    | 2:26.29 |
| 6   | 80 | SR    | KEITH BREWER, BETHANY OK          |         | R N  | OK SR    | 18    | 2:28.81 |
| 7   | 61 | SR    | CHRIS FUNK, KANSAS CITY MO        |         | R N  | KC SR    | 18    | 2:26.98 |
| 8   | 8  | SR    | MIKE FRANKLIN, SAVONBURG KS       |         |      | N WIC SR | 18    | 2:30.91 |
| 9   | 4  | SR    | HARVEY POLING, OMAHA NE           |         |      | N NE SR  | 18    | 2:30.19 |
| 10  | 98 | SR    | AUGIE GRASIS, KANSAS CITY MO      |         | R N  | KC SR    | 18    | 2:30.19 |
| 11  | 15 | SR    | DENNIS REED, OMAHA NE             |         | R N  | NE SR    | 18    | 2:30.47 |
| 12  | 63 | SR    | LOUIS GOLTERMANN JR, ST. LOUIS MO |         |      | N STL SR | 17    | 2:31.21 |
| 13  | 39 | SR    | JACK McDONALD, PONCA CITY OKJ     |         |      | OK SR    | 17    | 2:30.20 |
| 14  | 21 | SR    | CHUCK GILLIS, BROKEN ARROW OK     |         |      | NEO SR   | 11    | 2:20.25 |
| DNF | 48 | SR    | JOHN DEUTSCH, FULTON MO           |         | R N  | STL SR   | 8     | 2:39.75 |
| DNF | 99 | SR    | GARY JENKINS, KANSAS CITY MO      |         | R N  | KC SR    | 6     | 2:36.00 |
| DNF | 75 | SR    | JIM LEWIS, PRAIRIE VILLAGE KS     |         | R N  | KC SR    | 6     | 2:30.31 |
| DNF | 71 | SR    | JOHN MURPHY, CHESTERFIELD MO      |         | R N  | STL SR   | 6     | 2:51.41 |
| DNF | 86 | SR    | KIRK COLLIER, OVERLAND PARK KS    |         | R N  | KC SR    | 0     | NO TIME |
| DNF | 23 | SR    | JOHN BOWDEN, LAWRENCE KS          |         | R N  | KS SR    | 0     | NO TIME |
| DNS | 1  | SR    | ROBERT LOHRMAN, OMAHA NE          |         | R N  | NE SR    |       |         |
| DNS | 5  | SR    | TERRY LEWIS, ENID OK              |         | R N  | OK SR    |       |         |
| DNS | 19 | SR    | MARK BECK, WICHITA KS             |         | R N  | WIC SR   |       |         |
| DNS | 26 | SR    | BARRY ROCKLER, ENID OK            |         | R N  | OK SR    |       |         |

TIME POSTED 3:30 PM CHIEF OF TIMING & SCORING PAM GILFORD

R&D Engineering Timing and Scoring System

\* NOT RUNNING AT FINISH

# NEW RACE RECORD

Number of starters : 20 Number of finishers : 14

----- CLASS WINNERS -----

SR CAR 88 race average 66.430 MPH

Time printed 15:23:22

*Pamela J. Gilford*

SPORTS CAR CLUB OF AMERICA  
 KANSAS/KANSAS CITY REGIONS  
 OFFICIAL RACE RESULTS

Date 05-26-1991

GROUP 3

Sanction # 91-N-36-S

KAW VALLEY SPRINTS II

HEARTLAND PARK TOPEKA

Track Length 2.5 Miles

Victory Margin 15.353

Race Length 45.000 Miles, Time of 45:14.019, Average MPH 59.690

FV 440

| POS<br>O/A | #  | CLASS<br>-POS     | DRIVER, HOMETOWN                    | SPONSOR | REG. MAKE          | #LAPS | TIME     |
|------------|----|-------------------|-------------------------------------|---------|--------------------|-------|----------|
| 1          | 9  | FV 1              | RICK KNAPP, MAIZE KS                |         | R N WIC LEGRAND    | 18    | 2:12.066 |
| 2          | 5  | FV 2              | TERRY MC KENNA, MANCHESTER MO       |         | R N STL PIASA PV-1 | 18    | 2:13.685 |
| 3          | 17 | FV 3              | GARY COOK, SALINA KS                |         | R N SAL CARACAL D  | 18    | 2:14.224 |
| 4          | 14 | FV 4              | GREG SCHRODER, ARK CITY KS          |         | R N WIC CARACAL    | 18    | 2:16.532 |
| 5          | 11 | 440 1             | DENNIS TAPP, OKLAHOMA CITY OK       |         | R N OK RED DEVIL   | 18    | 2:13.541 |
| 6          | 37 | 440 2             | SHAWN RIGGAN, EDMOND OK             |         | OK RED DEVIL       | 18    | 2:13.666 |
| 7          | 8  | FV 5              | ERIC TREMAYNE, CHESTERFIELD MO      |         | R N STL CARACAL    | 18    | 2:16.306 |
| 8          | 40 | FV 6              | H. JONES, BARNSDALL OK              |         | R N NOK XCITYXX    | 18    | 2:14.880 |
| 9          | 3  | FV 7              | RON FRANKLIN, ENID OK               |         | R N OK CARACAL     | 18    | 2:17.008 |
| 10         | 0  | FV 8              | LISA NOBLE, MANHATTAN KS            |         | R N KS CARACAL     | 18    | 2:18.527 |
| 11         | 7  | FV 9              | JAMES WEIDENBAUM, WEBSTER GROVES MO |         | R N STL CITATION   | 18    | 2:20.663 |
| 12         | 41 | <del>440</del> 10 | GLEN REED, TULSA OK                 |         | R N                | 17    | 2:16.788 |
| 13         | 57 | 440 3             | ROGER ADDISON, EDMOND OK            |         | R N OK RED DEVIL   | 17    | 2:16.509 |
| 14         | 35 | * FV 11           | BRAD STOUT, WEBSTER GROVES MO       |         | R N STL LYNX B     | 15    | 2:15.178 |
| 15         | 4  | * FV 12           | MIKE MANNO, W DES MOINES IA         |         | DMV CARACAL        | 15    | 2:30.366 |
| DNF        | 00 | * FV              | BILL NOBLE, MANHATTAN KS            |         | R N KS CARACAL     | 4     | 2:21.034 |
| DNF        | 33 | * FV              | DAVID CHARLES, WICHITA KS           |         | KS LINX            | 3     | 2:55.678 |

TIME POSTED 5:49 PM

CHIEF OF TIMING & SCORING PAM GILFORD

R&D Engineering Timing and Scoring System

\* NOT RUNNING AT FINISH

# NEW RACE RECORD

Fastest lap by RICK KNAPP car # 9 time of 2:04.456 on lap 2 at 72.31 MPH


Number of starters : 17 Number of finishers : 15

!----- CLASS WINNERS -----!

FV CAR 9 race average 59.690 MPH

440 CAR 11 race average 58.830 MPH

Time printed 17:48:57



SPORTS CAR CLUB OF AMERICA  
 KANSAS/KANSAS CITY REGIONS  
 OFFICIAL RACE RESULTS

Date 05-26-1991

GROUP 4

Sanction # 91-N-36-S

KAW VALLEY SPRINTS II

HEARTLAND PARK TOPEKA

Track Length 2.5 Miles

Victory Margin 1.949

Race Length 45.000 Miles, Time of 34:33.587, Average MPH 78.125

S2 CSR DSR SCA

| POS | #  | CLASS | DRIVER, HOMETOWN                  | SPONSOR | REG. MAKE         | #LAPS | TIME     |
|-----|----|-------|-----------------------------------|---------|-------------------|-------|----------|
| 1   | 70 | CSR 1 | RON WILCOX, DERBY KS              |         | R N WIC MARCH     | 18    | 1:49.100 |
| 2   | 57 | S2 1  | JOHN SAURINO, HENRYETTA OK        |         | R N NOK SWIFT     | 18    | 1:51.053 |
| 3   | 6  | S2 2  | JOE PETERS, CHESTERFIELD MO       |         | R N STL LOLA      | 18    | 1:51.252 |
| 4   | 71 | S2 3  | BERNIE SUNIER, ST LOUIS MO        |         | N STL SWIFT DB-2  | 18    | 1:51.754 |
| 5   | 4  | S2 4  | J DUKE JOHNSON, ST LOUIS MO       |         | R N STL LOLA      | 18    | 1:50.881 |
| 6   | 72 | S2 5  | ROD BRYAN, ST LOUIS MO            |         | R N STL SWIFT DB5 | 18    | 1:55.093 |
| 7   | 14 | S2 6  | ROBERT HENSON, LEE'S SUMMIT MO    |         | R N KC LOLA       | 18    | 1:52.696 |
| 8   | 37 | S2 7  | CHARLES WARNER, MEMPHIS TN        |         | R N MS LOLA 85    | 17    | 1:58.792 |
| 9   | 77 | S2 8  | BILL FRANCIS, BALLWIN MO          |         | R N STL TIGA      | 17    | 1:58.801 |
| 10  | 7  | CSR 2 | STEPHEN MORRIS, KANSAS CITY MO    |         | R N KC TRACER     | 17    | 1:57.700 |
| 11  | 17 | S2 9  | TODD BUEHRER, MANCHESTER MO       |         | R N STL TIGA 85   | 17    | 2:01.670 |
| 12  | 2  | S2 10 | STEVE EBERMAN, LEAWOOD KS         |         | R N KC TIGA       | 16    | 2:06.502 |
| 13  | 26 | S2 11 | MIKE QUEEN, MORRIS OK             |         | R N NEO LOLA      | 15    | 2:11.267 |
| DNF | 11 | * S2  | ROBERT HELLEBUYCK, KANSAS CITY MO |         | KC COLB           | 7     | 2:10.111 |
| DNS | 8  | DSR   | CHARLES SMITH, RAYTOWN MO         |         | R N KC LEGRAND    |       |          |
| DNS | 27 | SCA   | DON KETTER,                       |         | STL SCA           |       |          |

TIME POSTED 5:45 PM

CHIEF OF TIMING & SCORING PAM GILFORD

R&D Engineering Timing and Scoring System

\* NOT RUNNING AT FINISH

# NEW RACE RECORD

Fastest lap by RON WILCOX car # 70 time of 1:49.100 on lap 14 at 82.49 MPH


Number of starters : 14 Number of finishers : 13

!----- CLASS WINNERS -----!

S2 CAR 57 race average 78.052 MPH

CSR CAR 70 race average 78.125 MPH

Time printed 17:44:50



SPORTS CAR CLUB OF AMERICA  
 KANSAS/KANSAS CITY REGIONS  
 OFFICIAL RACE RESULTS

Date 05-26-1991

GROUP 5

Sanction # 91-N-36-S

KAW VALLEY SPRINTS II

HEARTLAND PARK TOPEKA

Track Length 2.5 Miles

Victory Margin 70.047

Race Length 45.000 Miles, Time of 38:05.523, Average MPH 70.891

| POS   | #  | CLASS  | DRIVER, HOMETOWN                      | SPONSOR | REG.  | MAKE          | #LAPS | TIME     |
|-------|----|--------|---------------------------------------|---------|-------|---------------|-------|----------|
| 1     | 20 | GT3 1  | RICHARD CHANCE, WICHITA KS            |         | R N   | WIC COROLLA   | 18    | 1:59.545 |
| 2     | 61 | GT3 2  | CHARLIE CLARK, LENEXA KS              |         | N KC  | CORVAIR       | 18    | 1:30.746 |
| 3     | 17 | EP 1   | DENNIS WILSON, WASHINGTON MO          |         | N STL | DASTUN 311    | 18    | 2:05.051 |
| 4     | 47 | GT1 1  | DON FLEGAL, MOORE OK                  |         | R N   | OK CORVETTE   | 18    | 2:04.522 |
| 5     | 15 | GT1 2  | DAVID DAWDY, ROSE HILL KS             |         |       | WIC CORVETTE  | 18    | 2:04.707 |
| 6     | 4  | GT4 1  | ROY LOPSHIRE, JR, OKLAHOMA CITY OK    |         | R N   | OK RABBIT     | 18    | 1:37.477 |
| 7     | 28 | GT5 1  | JACK BECK, PAPILLION NE               |         | R N   | NE ALFA ROMEO | 18    | 2:06.200 |
| 8     | 41 | FP 1   | ROBERT HUBBARD, KINGSPORT TN          |         | R N   | STL MG MIDGET | 17    | 2:08.303 |
| 9     | 91 | FP 2   | JEFFREY BEAM, ARKANSAS CITY KS        |         | R N   | WIC MG MIDGET | 17    | 2:08.130 |
| 10    | 46 | EP 2   | TOM KRAFT, DES MOINES IA              |         | N DMV | JENSEN HEA    | 17    | 2:09.960 |
| 11    | 68 | GT2 1  | TONY GIORDANO, OVERLAND PARK KS       |         | R N   | KC 280Z       | 17    | 2:10.433 |
| 12    | 58 | GT4 2  | BRIAN DYHOUSE, OLATHE KS              |         | R N   | KC FORD PINTO | 17    | 2:11.814 |
| 13    | 25 | GP 1   | MARK WEBER, ST LOUIS MO               |         | R N   | STL SPRITE    | 17    | 2:14.036 |
| 14    | 53 | GP 2   | LONA BRADBURY, INVER GROVE HEIGHTS MN |         | R N   | LOL SPRITE    | 17    | 2:14.536 |
| 15    | 14 | HP 1   | KEVIN GILBERT, LINCOLN NE             |         | NE    | FIAT          | 17    | 1:44.100 |
| * EXC | 11 | *GT1 3 | BERNARD KUENZ, BRIDGETON MO           |         | N STL | CAMERO        | 16    | 2:01.770 |
| 17    | 90 | HP 2   | FRANK INCE, BONDURANT IA              |         |       | DMV SPRITE    | 16    | 1:44.634 |
| 18    | 6  | HP 3   | NICKEY SCHREINER, BROKEN ARROW OK     |         | N NEO | AH SPRITE     | 16    | 1:48.304 |
| 19    | 49 | FP 3   | LARRY GIBSON, MT VERNON IL            |         | R N   | SIL MG MIDGET | 15    | 2:02.577 |

20 EP Jerry Lamb

TIME POSTED 7:22 PM CHIEF OF TIMING & SCORING PAM GILFORD

21 EP Rick Estes R&D Engineering Timing and Scoring System

Time printed 19:24:53

AGS 11  
 MGS ?  
 Pamela J. Ford

\* Reinstated

SPORTS CAR CLUB OF AMERICA  
 KANSAS/KANSAS CITY REGIONS  
 OFFICIAL RACE RESULTS

Date 05-26-1991

GROUP 6

Sanction # 91-N-36-S

KAW VALLEY SPRINTS II

HEARTLAND PARK TOPEKA

Track Length 2.5 Miles

Victory Margin 4.872

Race Length 45.000 Miles, Time of 32:02.030, Average MPH 84.286

FA FC FF

| POS | #  | CLASS  | DRIVER, HOMETOWN                | SPONSOR | REG. | MAKE           | #LAPS | TIME     |
|-----|----|--------|---------------------------------|---------|------|----------------|-------|----------|
| 1   | 71 | FA 1   | JIM WRIGHT, ST. LOUIS MO        |         | R N  | STL RALT 1983  | 18    | 1:43.714 |
| 2   | 10 | FA 2   | STEVE OVERTON, BELLEVILLE IL    |         | R N  | STL SWIFT DB-4 | 18    | 1:44.701 |
| 3   | 95 | FA 3   | BRUCE POEHLMAN, ST. LOUIS MO    |         | R N  | STL RALT RT4   | 18    | 1:44.099 |
| 4   | 24 | FA 4   | JOHN SCHALLER, MAPLE GROVE MN   |         |      | CDI RALT RT5   | 18    | 1:46.304 |
| 5   | 0  | FA 5   | RIC LINSAY, OKLAHOMA CITY OK    |         |      | OK RALT 88     | 18    | 1:46.928 |
| 6   | 2  | FC 1   | KEITH WILLIAMS, KANSAS CITY MO  |         | R N  | KC CITATION    | 18    | 1:47.630 |
| 7   | 55 | # FC 2 | JOHN HOGDAL, HAM LAKE MN        |         | N KC | CITATION       | 18    | 1:47.421 |
| 8   | 41 | FC 3   | KEITH FERBER, GLENDALE MO       |         | R N  | STL EUROSWIFT  | 18    | 1:47.351 |
| 9   | 4  | FA 6   | CHUCK MCFARLIN, ANKENY IA       |         | R N  | DMV RALT RT4   | 18    | 1:48.420 |
| 10  | 94 | FA 7   | LESTER MANKOFFSKY, ST. LOUIS MO |         | R N  | STL RALT RT4   | 17    | 1:50.000 |
| 11  | 15 | FC 4   | RICK WATKINS, LEAWOOD KS        |         | R N  | KC ARGO JM17A  | 17    | 1:51.190 |
| 12  | 79 | FF 1   | DAVE BRADLEY, TULSA OK          |         | R N  | NED TUNA T3    | 17    | 1:50.863 |
| 13  | 7  | FF 2   | CHUCK GRAUEL, WICHITA KS        |         | R N  | WIC CROSSLE    | 17    | 1:55.467 |
| 14  | 16 | FF 3   | JOHN GOODMAN, COUNCIL GROVE, KS |         |      | WIC CROSSLE 35 | 17    | 1:55.230 |
| 15  | 96 | FF 4   | RICHARD LEARNED, NEWTON KS      |         | R N  | WIC LOLA       | 17    | 1:52.750 |
| 16  | 5  | FF 5   | STEVE SAWYER, COLUMBUS OH       |         | R N  | STL SWIFT DB1  | 17    | 1:56.178 |
| 17  | 27 | FF 6   | JOHN MC MURRAY, ST. LOUIS MO    |         | R N  | STL LOLA T-40  | 16    | 1:56.940 |
| 18  | 3  | FF 7   | LARRY SMITH, SHAWNEE KS         |         | R N  | KC ZINK        | 16    | 1:57.360 |
| 19  | 23 | FF 8   | KEN KEIFER, KANSAS CITY MO      |         | R N  | KC ZINK        | 16    | 1:56.020 |
| 20  | 54 | FF 9   | PERRY RHOADS, CARLINVILLE MO    |         |      | STL LOLA 640   | 16    | 1:58.060 |
| 21  | 32 | FC 5   | KEN KLOPPEE, SPRINGFIELD MO     |         | R N  | OZ ROYALE      | 12    | 1:59.990 |
| 22  | 9  | * FA 8 | ROBERT BURROWS, MISSION KS      |         | R N  | KC RALT RT5    | 9     | 2:01.793 |
| DNF | 53 | * FF   | DALE HORN, HUTCHINSON KS        |         | R N  | WIC CROSSLE    | 5     | 1:54.148 |
| DNS | 6  | FA     | TONY WILCOXSON, WICHITA KS      |         | R N  | WIC RALT       |       |          |

TIME POSTED 16: CHIEF OF TIMING & SCORING PAM GILFORD


R&D Engineering Timing and Scoring System

\* NOT RUNNING AT FINISH

# NEW RACE RECORD

Number of starters : 23 Number of finishers : 22

-----|-----|



Time printed 19:15:49